

# 39th World Medical & Health Games & International Sport Medicine Symposium - Triathlon

## Overall Results



Place	Bib	Name	Category	Swim	T1	Bike	T2	Run	Finish
-------	-----	------	----------	------	----	------	----	-----	--------

Sprint Distance


**M**

### Participant


#### CAT A

1.	3	 BERGE Mads	1. CAT A	15:46	00:44	31:25	00:42	19:04	<b>1:07:41</b>
2.	4	 JOPEK Tomasz	2. CAT A	11:12	00:30	33:34	00:36	23:58	<b>1:09:50</b>






#### CAT B

1.	7	 CAMILLERI Nigel	1. CAT B	17:16	00:44	35:55	00:37	20:45	<b>1:15:17</b>
----	---	---	----------	-------	-------	-------	-------	-------	----------------


#### CAT C

1.	43	 SERRAO Sebastiano	1. CAT C	12:13	00:59	34:46	00:50	24:57	<b>1:13:45</b>
----	----	---	----------	-------	-------	-------	-------	-------	----------------

#### CAT D

1.	13	 ANDREOLLI Pier Tullio	1. CAT D	14:59	00:25	36:39	00:35	25:43	<b>1:18:21</b>
2.	18	 SABIARAJ Joachim	2. CAT D	16:28	00:38	36:54	00:41	24:36	<b>1:19:17</b>
3.	15	 COX Matias	3. CAT D	14:24	00:40	37:32	00:41	29:11	<b>1:22:28</b>
4.	14	 CALVAGNA Victor	4. CAT D	20:02	01:05	37:18	01:36	26:35	<b>1:26:36</b>
5.	17	 KALLABIS Wolfgang	5. CAT D	15:37	01:33	45:02	00:37	34:16	<b>1:37:05</b>


#### CAT F

1.	21	 NIEDER Thomas	1. CAT F	21:32	01:58	44:15	02:00	33:29	<b>1:43:14</b>
----	----	---	----------	-------	-------	-------	-------	-------	----------------




**F**

### Participant

#### CAT A





1.	1	 KUHNE Julia	1. CAT A	17:38	03:07	55:45	01:24	43:35	<b>2:01:29</b>
----	---	---	----------	-------	-------	-------	-------	-------	----------------

#### CAT B

1.	22	 BONELLO SPITERI Danica	1. CAT B	12:37	00:21	34:58	00:34	24:15	<b>1:12:45</b>
2.	6	 HARTWICH Patrycja	2. CAT B	14:18	00:41	37:59	00:52	25:49	<b>1:19:39</b>
3.	5	 BORG SAYDON Miriam	3. CAT B	15:49	00:51	43:51	00:45	28:00	<b>1:29:16</b>

# 39th World Medical & Health Games & International Sport Medicine Symposium - Triathlon










## Overall Results

Place	Bib	Name	Category	Swim	T1	Bike	T2	Run	Finish
CAT C									
1.	23	 JOSE Susanne	1. CAT C	16:21	00:39	38:49	01:00	26:25	<b>1:23:14</b>
2.	8	 DUCARRE Béatrice	2. CAT C	14:22	01:16	45:03	00:39	27:23	<b>1:28:43</b>
3.	11	 SCHULZE Eva	3. CAT C	17:52	02:52	59:04	00:55	40:46	<b>2:01:29</b>
DNF	10	 HARTIGAN Helen	CAT C	18:41					



### Olympic Distance

## M

## Participant





CAT A									
1.	2	 BANA Richárd	1. CAT A	28:07	00:36	1:14:27	00:48	50:31	<b>2:34:29</b>
CAT B									
1.	33	 BOCHECIAMPE Nicolas	1. CAT B	23:51	00:17	1:07:00	00:27	42:29	<b>2:14:04</b>
2.	36	 TEIXEIRA DO PRADO Paulo Henrique	2. CAT B	25:10	00:27	1:05:35	01:03	43:18	<b>2:15:33</b>
3.	46	 Calleja Ramon	3. CAT B	26:20	01:43	1:17:49	01:16	56:41	<b>2:43:49</b>
CAT C									
1.	42	 PALERMO Francesco	1. CAT C	31:37	00:39	1:09:41	01:01	42:58	<b>2:25:56</b>
2.	40	 MARCHISELLA Cristiano	2. CAT C	34:01	00:54	1:20:30	01:04	1:06:55	<b>3:03:24</b>
3.	41	 MITTERLEHNER Ferdinand	3. CAT C	34:02	01:34	1:23:59	01:35	1:26:33	<b>3:27:43</b>
CAT D									
1.	49	 MISSAGLIA Rinaldo	1. CAT D	37:02	00:47	1:19:12	00:53	1:03:45	<b>3:01:39</b>
2.	48	 KAUFMANN Norbert	2. CAT D	34:26	01:04	1:21:10	01:29	1:09:47	<b>3:07:56</b>

## Accompagnant

CAT A									
1.	50	 Morfin Alexis	1. CAT A	31:21	01:12	1:10:24	01:00	53:42	<b>2:37:39</b>
CAT C									
1.	38	 Cremona Joseph	1. CAT C	25:34	00:30	1:05:15	00:41	52:24	<b>2:24:24</b>

# 39th World Medical & Health Games & International Sport Medicine Symposium - Triathlon

## Overall Results

Place	Bib	Name	Category	Swim	T1	Bike	T2	Run	Finish
<b>F</b>									
<b>Participant</b>									
<b>CAT A</b>									
1.	30	 WOLFF Maria	1. CAT A	31:10	00:23	1:11:22	00:39	51:37	<b>2:35:11</b>
<b>CAT B</b>									
1.	32	 SEGUNA Margaret	1. CAT B	25:28	00:35	1:05:14	00:38	47:36	<b>2:19:31</b>
2.	31	 CARUANA Isabelle	2. CAT B	31:15	01:03	1:13:29	00:55	49:00	<b>2:35:42</b>
<b>CAT C</b>									
1.	37	 CHRIST Claudia	1. CAT C	33:59	01:34	1:24:04	01:33	1:26:34	<b>3:27:44</b>

Number of records: 33